

Center For Roma Initiatives - Nikšić



The Research
Istraživanje
On The Position
Of Roma Women In
Nikšić
2005

1. Introduction

Dear Readers,

It is our great pleasure to be able to present the brochure »Research on the position of Roma women in Niksic« to the Montenegrin and international public. The study into the status of Roma women in Niksic was initiated in order to show through concrete data and figures the position of Roma women in family and the society at large. Due to our intention to provide a thorough and realistic picture of the life of Roma women, the study and survey included all Roma women and girls living in Niksic.

This brochure was designed for all those who want to obtain relevant and numerically exact data about the living conditions of Roma women in Niksic. The fact that most of the problems that the Roma women in Niksic suffer from are in their essence the problems of the whole family makes the findings of this study largely applicable to the life of the Roma population as a whole.

The brochure will be presented in the media and distributed to all relevant state and international institutions on the local, republican and global levels. We do believe that the findings of our research will serve to trigger a more extensive and quality involvement of relevant institutions and individuals, because the Roma community cannot get away from their isolated and poverty-stricken settlements unless given ample and appropriate support.

The survey and preparation of the brochure were conducted in the period from December 2004 to April 2005, by the support of the Foundation Open Society Institute - Montenegro. Several women activists were involved in the project: Mirjana Popovic, M.A., Fana Delija, Husnija Hajrusaj, Fatima Naza, Mahija Gasi and Jasmina Ivanovic, as well as the SOS Hotline activists for women and children – victims of violence in Niksic who provided full support and assistance during the implementation of the project.

Fana Delija - coordinator
Center For Roma Initiatives - Nikšić

2. The comment of a sociologist:

“The research on the position of Roma women in Niksic” has been done by means of polling the sample which numbered 209 women of Roma nationality residing in Niksic. The empiric part of the research was carried out in January and February, 2005.

The aim of the research was creating the comprehensive statistical account of the social position of Roma women living in Niksic. The different aspects of their way of living were analysed such are: living conditions, economic situation, spare time, marriage and family, prejudices, literacy skills, quality of relations with members of the major population in the fields of education, health care, employment and everyday communication.

This research could be the initial step in the process of cultural encompassment of Roma people who have always been exposed to ghettoization, discrimination, segregation and racism. The question is consequently raised: what is the way out of this ultimately unfavourable position of Roma? When sociologists tried to work out the solution to this problem, they either found it in the field of economy – through enhancing of their economic position or through winning of political equality which would help them to automatically gain the equality in all other social spheres. However, we have to be aware that the mentality of Roma population as the factor that makes them isolated and which ought to be influenced for changes, as well as the mentality of the major population that does not accept them as members of the society with equal rights.

In order to solve this problem and create a community where Roma people will live in the equal interaction with members of the major population, we have to conform to the principle of interculturality. To specify, the intercultural society is the society where various ethnic groups live together, exchange their life experiences and respect different ways of living and set of values.

Ma. Mirjana Popović

3. The analysis of the structure of the polled Roma women

The research on the position of Roma women in Niksic encompassed all girls and women who were more than 14 years old, 209 in total. The chart represents age structure of the participants:

Age	%
14 -20	29,10
21 – 29	25,30
30 - 39	22,00
40 – 49	10,00
50 – 59	9,05
Above 60	4,55



Out of total number of the polled women:

- 58,8% are married;
- 28,7% are single;
- 12,5% are divorced and widowed.

51,1% of women legally entered the matrimonial state, whereas 48,9% only cohabit with their partner.

During the analysis, the polling questions were divided into six groups and they made inquiry into the following aspect of live in Roma community:

- Socio – economic conditions in which Roma families live
- Education of Roma women
- The position of Roma women in family
- Health protection and family planning
- Behaviour of the major population towards Roma and
- Ways to solve the problems

3.1 Socio – economic conditions in which Roma families live

The first set of questions related living conditions of Roma families in Niksic.

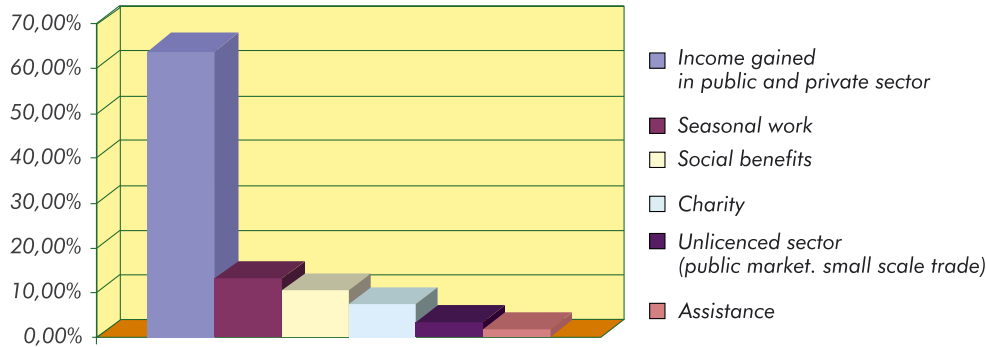
The households have six to ten members on average, and the incomes they generate on the monthly basis are as follows:

Without incomes	6,8%
Ispod 50 EUR	14,4%
50 – 100 EUR	35,6%
100 – 150 EUR	32,9%
Preko 150 EUR	4,8%
No response given - private matter	5,5%

On the basis of the data from the chart, the conclusion has been made that, all Roma families, without exception, are economically highly endangered. The highest recorded income generated by one household is 230 euro, while only 4,8% earn more than 150 euro monthly. More than 60% of households are on the verge of economical survival and they live on less than 100 euro per month. Around 15% families have absolutely no financial incomes or they earn at most 20 euros per month.

The basic source of income for the most families is working in public and private sector, various seasonal engagements, social benefits and charity.

This is the graph showing the structure of income sources for Roma families:




Almost two thirds or 59% of Roma families live in makeshift huts built of wood or waste material. Every third household lacks electricity or water supply, while 10% of families do not have both electricity and water supply despite living a few kilometres away from the town centre. The water is fetched from the public water reservoirs at ten to 50 metres distance from the house, sometimes even at 200 metres distance. All this creates numerous problems for women and girls in keeping their homes clean and, unsurprisingly, 80% of them assessed the sanitary conditions as absolutely or partially unsatisfactory.



3.2 Education of Roma women

The other set of polling questions related the field of education. The results acquired by polling reconfirmed the generally known fact about education being one of the most important issues of Roma community. *1 The polling showed that over 86% of polled women are completely illiterate or did not complete elementary education. Only 3% of the polled women graduated from high school, i.e. 6 women out of 209. No Roma women among the polled did graduate from faculty.

This is the graph of the level of the formal education which Roma women in Niksic possess:



The polling showed that Roma mothers are incapable to provide regular schooling for their children due to separation, traditional norms, common law, prevailing poverty and lack of their own education. The books and school gear are unavailable for children of 73,6% of Roma women, and 74,4% of Roma mothers do not have capacity to assist their children in doing homework. In addition, extremely poor living conditions forced 35% children to do some kinds of jobs (collecting of waste material is the most frequent) to improve their home budget.

In schools and faculties, Roma children and adults attend classes and lectures in the language which is not their mother tongue. Bearing in mind the results shown by the polling that 29,3% of Roma women and 30,45% of Roma children cannot speak or write the language spoken by the major population, we can only assume how great this effort must be for them.

*1 92,9% of member of Roma population older than 5 do not attend elementary school. This is data from July 2003 and it was made public by UNDP in its "Research on the households of Roma, Ashkaila, Egyptians, refugees and internally displaced persons"

The female children particularly find difficult to drop out of schools when they turn 12 or 13 complying with the decision of their parents. The data about 59,9% Roma women answering negatively to the question whether a Roma woman can decided independently about their further schooling comes, consequently, as no surprise.

The effect of these discouraging figures is mitigated by high percentage of Roma women, 66,7% precisely, who consider the regular education of their children very important. Such opinion surely is one of the significant causes of much better situation when it comes to education of Roma children comparing to 2000 and prior years *2. The polling has shown that 25,5% of Roma children are enrolled in preschool institutions, 47,1% of children attend elementary schools, 4,8% attend high schools and 0,8% of adults entered faculties. The merit for this goes to non-governmental organizations from Niksic that have been working in the previous period on the inclusion of Roma children in the education system. It relates, above all, SOS Hotline Niksic which has been implementing various activities within the project "Roma Centre", such are additional lecturing, programme of preschool activities, kindergartens, campaigns for inclusion of Roma children in elementary schools, etc. all of which supported enrolment of Roma children in the elementary schools, as well as completion of these. The Roma Education Initiative which was launched last year is also worth of mentioning. Along with the Government, schools, kindergartens, non-governmental sector and international organizations, it works on accomplishing the common task of sending every Roma child to school. This approach is believed to yield better results in the education of Roma children in the near future.

*2 8,8% of Roma children was included in the system of regular education in 2000 in Niksic. Data were made available by SOS Hotline for women and children – victims of violence in Niksic

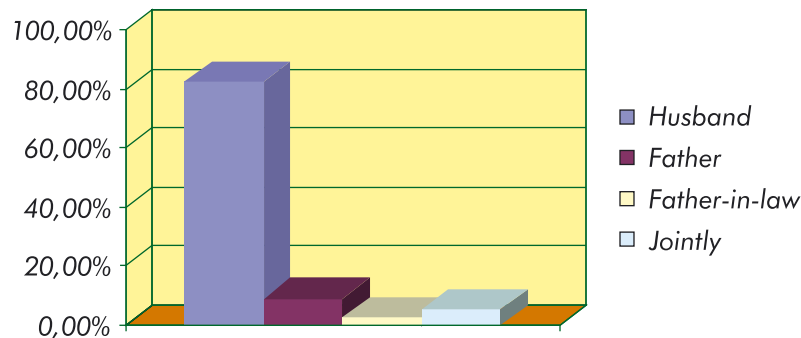
3.3 The position of a Roma woman in the family

The third set of polling questions was conceived to show to what extent Roma women can decide independently on the choice of a partner, everyday chores, leisure, in a few words, to give picture of their position in the family.

66,7% of Roma women and girls responded that traditional division of jobs is still existent in Roma families, adding that women are the only ones with full obligation to bring up the children and do the house chores.

Every decision important for the family is reached by the oldest male member, husband or father mostly.

This is the graph of the responses given by Roma women to the question: **Who makes important decisions in the Roma famil**

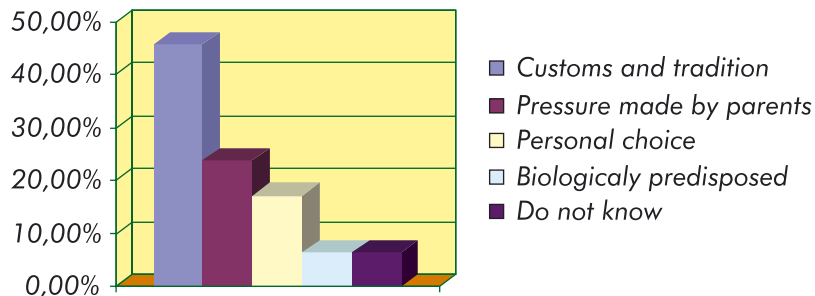


From the very birth, Roma women take inferior position comparing male members of the family, which is indicated by the replies to the question: Are you and your brother equally treated by the rest of the family? 44,2% of them responded negatively, whereas dramatically high 31,7% told of not being able to decide independently on their free time.

The most extreme form of male domination over women in Roma families relates the choice of the marriage partner. Almost half of the polled women (48,5% of them) said that their future spouse is most often chosen and imposed most often by the father or the whole family and that prevailing tradition and common law cause in large measure this lack of freedom when choosing a partner.

The polling explicitly shows that Roma women get married in early age, as 67% of women have their first child when in age between 15 and 18. The reasons for an early marriage are mostly explained by Roma customs and tradition (45,78%) and by the parental pressure (23,95%). Only 17,31% of Roma women or every sixth chooses her future husband.

This is the graph of the responses answered to the question: Why do Roma girls get married so early in life?



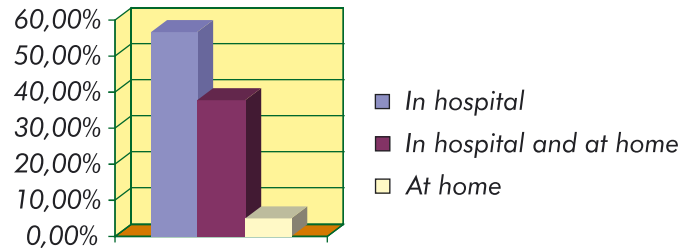
According to the forceful customs of the Roma community, Roma girls are traditionally expected to get married early as this secures they will enter the matrimony intact. If this rule fails to be observed, the family of a girl is put to shame and she herself is dishonoured and rigorously castigated by both families. The comment made by one of the polled Roma girls depicts their position very clearly: "If I were not a virgin, they would punish me severely, as it would be big disgrace. Neither of the families would let me live with them and they would have me married to someone who is old and has many children, living far away from here." Therefore, the high percentage of women (86% of them) is of the opinion that this tradition has to be observed unconditionally, as "it is better to marry young than have problems later in life".

Conforming to its patriarchal values, the Roma community gives a woman roles of mother and housewife only, yet there is encouraging data of 57,1% of Roma women who responded they would accept working engagement if given the opportunity. It is on the society now to enhance the position of Roma women in the compliance with local and international laws and to reduce the double discrimination laid upon them in their homes on the basis of gender and in the community on the basis of ethnicity. The authorities should work to implement targeted programmes of employment and self-employment for Roma women, as well as additional trainings for specific vocations in order to improve their current difficult position.

3.4 Health care and family planning

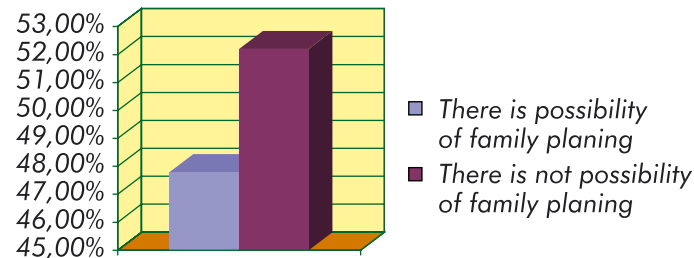
The analysis of the responses relating the issue of health protection showed that more than 95% of Roma girls and women use services of healthcare centres in Niksic.

Answering the question whether they gave birth at homes or in hospitals, the polled women replied as follows:



The answers we obtained from polled Roma women who were all under 30 are very encouraging as only 5,1% of polled women said that they had all deliveries at home. Bearing in mind that 69% of Roma women in Montenegro had deliveries at home *1 before 2000, we have to point out that this tells a lot about significant progress made in informing Roma women on the importance of proper and professional health protection.

The next question dealt with possibility of family planning in the Roma community. The proportion of positive and negative answers given by the polled women was approximately equal as shown by the graph below.



*1 1 Data obtained from the archive of SOS Hotline for women and children - victims of violence Niksic

Out of 47,8% of Roma women who said they can plan the family, 29,5% said to use contraceptive assets to protect themselves from unwanted pregnancy. The rest of 18% of Roma women claimed 'it was either them or a husband who took care during the intercourse'.

72% of Roma woman said they had their children vaccinated on the regular basis. If this percentage is compared to the data from 2001 *2 when only 28,6% of children had regular vaccination, we can conclude that the massive progress was made when it comes to raising awareness of Roma women about significance of prevention of contagious diseases affecting children. The actual percentage of vaccinated children is even higher as the irregular vaccination was most talked about by the women more than 40 years old whose children are already grown-ups.

3.5 The conduct of the major population towards Roma

The final part of the polling referred to the involvement of Roma in social affairs and the way major population treats members of this ethnic group.

Roma women living in Niksic are totally unfamiliar with cinema and theatre plays, as well as with other cultural happenings, and only 5% of them attended some musical performances organized in the town. A higher percentage (26,9%) reads daily newspapers, while only 1,4% of polled women is socially engaged. All this is linked with the extreme isolation to which Roma women are exposed in the community and their own families alike.

Set of questions relating the conduct of the major population towards Roma had the following answers:

The conduct of the major population towards Roma population	Satisfying	Partly satisfying	Unsatisfying
Employment	19,6%	49,2%	31,2%
Health care	22,5%	53,5%	24,0%
Education	21,1%	51,5%	27,4%
Everyday communication	23,5%	46,2%	30,3%

2 Data obtained from the archive of SOS Hotline for women and children - victims of violence Niksic

The enclosed chart shows that more than three fourths of Roma women feel partly or totally discriminated by members of the major population concerning the most important four aspects of life.

Roma women are the most affected by the following prejudices of the major population:

Kada Rome nazivaju Ciganima	49,3%
Romi su prljavi	33,8%
Romi su nepismeni, glupi, neobrazovani	6,7%
Romi su tradicionalni	5,6%
Romi su skloni krađi	3,4%
Romi nemaju nikakva prava	1,0%

3.6 Ways to solve the problems

The last two questions of the polling related the improvement of position of Roma women and Roma community in Niksic. The question: In your opinion, what could Roma women do in order to improve their position, was answered as follows.

Roma women should educate themselves	80%
Roma women should stand for their rights	10,2%
Roma women should organize better	3,3%
Roma women should find jobs	3,3%
Roma women should establish as open relations as possible with major population	3,3%

The second question was: What should major population do in order to improve the position of Roma population? These were the answers:

The major population should enable education and jobs for Roma	73,7%
The major population should be more tolerant towards Roma	16,3%
The major population should find the way to reduce the poverty of Roma	6,4%
The major population should respect Roma	3,4%

Intending to offer as comprehensive picture as possible about the way major population relates Roma, we carried out mini polling consisted of two questions on the random sample of 60 members of the major population of various age.

The first question was: What do you think about position of Roma people in Niksic? The great majority or 95% of them considered position of Roma community alarming, while 5% of polled people told that Roma are far too in better position comparing to them.

The other question was: What needs to be done in order to improve the position of Roma people in Niksic? 5% of the polled replied that no changes should be introduced, whereas 95% of the members of the major population suggested putting effort to deal with following issues: increase of social benefits, the obligatory elementary education, more available jobs and inclusion in the community which would improve their position in the various aspects of life

The analysis of the responses given in this segment of the polling tells that Roma women consider the education, greater social and working engagement as the most critical problems waiting for solution. Accordingly, they expect from the major population to provide education and jobs, and great deal of them, that is, every fifth Roma woman expects consideration and more tolerant conduct. The high percentage of the major population who consider Roma people endangered and in need for assistance from the society is perhaps unexpected, but definitely encouraging. What is particularly interesting is the focusing of both Roma women and members of the major population on the same problems of Roma community.

4. Conclusion

The analysis of the survey results confirmed one more time the fact that Roma women make one of the most marginalized social groups in the community. They belong to the poorest categories of the population with extremely low social and professional structure due to the lack of education and specific professional skills. A large number of Roma women want to work, but not being able to get any job, they are not in the position to improve their living conditions. This vicious circle of poverty, lack of education and unemployment cannot be easily broken without an active support and help of all subjects in society.

Roma women live in the settlements located on the outskirts of the town and are mostly objects of the major population's prejudices formulated most often in this way: "Roma are dirty, ignorant and lazy, that's why they are begging". Only 20% of the polled spoke about being properly treated in schools, health care centres, in everyday communication, as well as by possible future employers. This calls for the conclusion about Roma women who are victims of the spatial, economic, educational and health discrimination for the simple reason of belonging to the ethnic minority. What gives light to the gloomy picture is recent decreasing of the social distance^{*5} of the major population from Roma in Niksic as shown by the mini polling with the high percentage of the responds that indicated the significance of integration of Roma people into the community. It is also important to mention that all the programmes of integration must take distinctive Roma culture into consideration in order to prevent their assimilation which happens on a very frequent basis.

Roma are not politically homogenous as they do not have their own self-governing organization and national self-awareness, being thus exposed to the manipulation of the authorities. The low percentage of Roma population reads daily newspapers and they mostly are not in the possession of mass communication assets which all creates conditions for their isolation in the area of the exchange of information. In the same time, the strong traditional norms also make basis for self-ghettoization as Roma people do not behave in accordance with the major population's conduct.

The research showed that Roma women are emotionally connected with their families and highly interested in their households. They live in the community which has extremely patriarchal character, gives priority to common laws compared to formal ones and bestows men with unlimited power of governing. Roma women are imposed with obligations since their childhood, first by their fathers and later, in marriage, by their husbands. The right of choice is

5 The research carried out in Serbia in 1996. showed that as little as 36% members of the major population have positive opinion about Roma people, the source of data is Faculty of Philosophy in Niksic, Department for Sociology.

denied even in the most trivial issues, e.g. walking in town. They are regarded as the possession of male members of the family, as their parents do not allow them to go to school so that they could take care of their younger brothers and sisters, after which they are forced to get married very young, often when they turn 14 or 15. Since the custom of “selling and buying of bride” is still existent in the Roma community, that means that a Roma girl becomes the property of her husband upon the marital ceremony. Therefore, solving of the problems of the Roma community requires special attention to be paid to the protection of Roma women.

It is difficult to foresee the implementation of the significant change when it comes to the position of Roma community and Roma women living in these areas. What we need to know, however, is that the inclusion of Montenegro into European courses of action will largely depend on the work done in the area of human rights of Roma population. This makes necessary for the state and its institutions to implement all those previously ratified international conventions, declarations and recommendations which relate the position on Roma population as the minor ethnic group in these areas. In order to achieve integration of Roma into the community and effectuate equal position of Roma women in Roma family as two ultimate goals, all social subjects are required to unite and take active part in the realization of this task. They ought to recognize the most critical problems, devise long-term and real strategies for their solving and make clear division of the responsibilities of all subjects during their realization. The state must have detailed national plan for solving of the problems of Roma national minority and its institutions must work publicly on the creating of the atmosphere which will be free of the prejudices, stereotypes and sensationalism through which Roma people are often regarded. The role of NGO sector has to be highlighted as the important one too, as NGO organizations, as it was witnessed, can do much in this field. The special responsibility lies on Roma non-governmental organizations whose role should be more conspicuous and the voice louder when speaking about the issues specific for Roma population. Roma themselves are the only ones who can change the relationships in family and century-long tradition. It is, therefore, highly important to work on empowering Roma women and encourage them to engage more, for men will not hand over the power they possess now; it, instead, will have to be taken over.

5. Table review of the polling results:

1. As a girl, can you decide independently on your free time?	
Yes / 68,3 %	Ne / 31,7 %

2. Does your family treat you in the same way as it treats your brother?	
Yes / 55,8 %	No / 44,2 %

3. As a girl, are you free to choose your partner?	
Yes / 40 %	No / 60 %

4. Is your brother free to choose his partner?	
Yes / 98 %	No / 2 %

5. As a little girl (grown-up), can you decide freely on your education?	
Yes / 40,5 %	No / 59,5 %

6. How long have you been married?	
From 1 to 3 years	17,4 %
From 4 to 7 years	10,7 %
From 8 to 10 years	5,7 %
From 11 do 15 years	17,4 %
16 and more	48,8 %

7. Did you legally enter the matrimonial state?	
Yes / 51,1 %	No / 48,9 %

8. Did you personally choose your husband?	
Da / 51,4 %	No / 48,6 %

9. If the answer was negative, who was your husband imposed on you by?	
Father / 24,6 %	Close relatives / 75,4 %

10. Is premarital sexual relationship prohibited by Roma culture and tradition?	
Yes / 86,5 %	No / 13,5 %

11. Is failure to obey this tradition sanctioned and in what way?	
- returning to parents' house	47,8 %
- getting married to another man	31,4 %
- physical abuse by the family and close relatives	19,3 %
- rejection by both her and her husband's families	1,5 %

12. In your opinion, why do Roma girls marry in so early age?	
- tradicija	63,7 %
- pritisak roditelja	18,9 %
- same žele tako	17,4 %

13. The number of children in family	
- froma 1 to 3 children	30,3 %
- from 4 to 6 children	38,1 %
- from 7 to 9 children	23,9 %
- from 10 and more	7,7 %

14. How old were you when you gave birth to your first child?	
- 14 years old	3,2 %
- 15 years old	11,3 %
- 16 years old	17,9 %
- 17 years old	19,5 %
- 18 years old and more	48,1 %

15. Does Roma family allow for the possibility of family planning?	
Yes / 47,8%	No / 52,2 %

16. Do you use the contraceptive assets?	
Yes / 29,5 %	No / 70,5 %

17. Did you attend any regular schools?	
Yes / 53,5 %	No / 46,5 %

18. If the answer is positive, which level of formal education do you posse	
- uncompleted elementary school	74,6 %
- completed elementary school	16,1 %
- uncompleted high school	3,7 %
- completed high school	5,6 %
- post-secondary school and faculty	0 %

19. Do you have good oral and written command of the language of the major population?	
- both oral and written command	26,9 %
- only oral command	43,7 %
- neither oral nor written command	29,4 %

20. Do your children have oral and written command of the language of the major population?	
- both oral and written command	27,4 %
- only oral command	42,1 %
- neither oral nor written command	30,5 %

21. In everyday communication, do you use the language of the major population or Roma language?	
- Roma language is more frequently used	7,9 %
- Roma language exclusively	3,4 %
- the language of major population is more frequently used	1 %
- the language of major population exclusively	0,5 %
- Roma language and language of major population are equally used	7,9 %
- Albanian language exclusively	14,8 %
- Albanian language is more frequently used	35,5 %
- Albanian language and language of major population are equally used	29 %

22. Are you employed	
Yes / 4.9 %	No / 95.1%

23. The sources of income for your family are	
- earnings of the family members in state and private sector	63,9 %
- social benefits	10,6 %
- charity	7,4 %
- season engagements	13,1 %
- unlicensed sector (public markets, small-scale trade)	3,3 %
- aid for refugees	1,6 %

24. The amount of the incomes in your family is:	
- no incomes	6,8 %
- up to 50 EUR	14,4 %
- up to 100 EUR	35,6 %
- up to 150 EUR	32,9 %
- more than 150 EUR	4,8 %
- unwilling to respond	5,5 %

25. Do you children do any kind of work to contribute to the family budget	
Yes / 35 %	No / 65 %

26. The house you live is made from:	
- concrete	41 %
- wood	24,2 %
- woos and concrete	17,9 %
- waste material	16,9 %

27. Do you have acces to electricity and watter in your house?	
- neither water nor electricity	1 %
- only electricity	32 %
- only water	3,7 %
- both	63,3 %

28. If you do not have watter supply in your house how far is public watter reservoir away from your house

- 5 metres away	19,1 %
- 6 to 10 metres away	27,9 %
- 11 to 50 metres away	42,6 %
- 51 to 100 metres away	7,3 %
- more than 100 metres away	2,9 %

29. How do you rate sanitary conditions in your home?

- satisfying	20,4 %
- partially satisfying	28,3 %
- unsatisfying	51,3 %

30. Do you use services of health care centers?

Yes / 97,1 %	No / 2,9 %
--------------	------------

31. Where did you give birth to your children:

- at home	5,1 %
- in hospital	56,9 %
- both at home and hospital	38 %

32. Did you have your children regulary vaccinated?

Yes / 72,6 %	No / 27,4 %
--------------	-------------

33. As a parent are you aware of the importance of a regular schooling for your children?

Yes / 66,7 %	No / 33,3 %
--------------	-------------

34. Do your children regulary attend:

- nurseries and kindergartnes	25,2 %
- elementary schools	47,1 %
- high schools	4,8 %
- faculty	0,8 %

35. Are you able to provide books and school gear to your children?

Yes / 26,4 %	No / 73,6 %
--------------	-------------

36. Do you have capacity to assist children in doing homeworks

Yes / 25,6 %	No / 74,4 %
--------------	-------------

37. Does Roma family make differences between traditionally male and female jobs?

Yes / 66,7 %	No / 33,3 %
--------------	-------------

38. If offered to work outside your home, would you use the opportunity?

Yes / 57,1 %	No / 42,9 %
--------------	-------------

39. If your answer is negative, what is the reason for such decision?

- children and home chores	61,6 %
- lack of education	4,9 %
- prohibited by husband	12,5 %
- condemnation of relatives and neighbours	2,5 %
- tradition	18,5 %

40. Who decides on important issues in your family?

- husband	82,7 %
- father	9,2 %
- father-in-law	2,7 %
- jointly	5,4 %

41. Do you read daily newspapers?

Yes / 26,9 %	No / 73,1 %
--------------	-------------

42. Do you attend theatre plays?

Yes / 7,3 %	No / 92,7 %
-------------	-------------

43. Do you go to cinema?

Yes / 3,9 %	No / 96,1 %
-------------	-------------

44. Do you attend concerts?

Yes / 2 %	No / 98 %
-----------	-----------

45. Which prejudices in relation to Roma do you mind the most as a woman (mother, girl)?	
- Roma are called Gypsies	49,3%
- Roma are dirty	33,8%
- Roma are uneducated, ignorant and illiterate	6,7%
- Roma are traditionalists	5,6%
- Roma are prone to stealing	3,4%
- Roma have no rights	1,0%

46. How would you describe the behaviour of the major population towards Roma when it comes to employing?	
- satisfying	19,6%
- partly satisfying	49,2%
- not satisfying	31,2%

47. How would you describe the behaviour of the major population towards Roma when it comes to health care?	
- satisfying	22,5%
- partly satisfying	53,5%
- not satisfying	24,0%

48. How would you describe the behaviour of the major population towards Roma when it comes to education?	
- satisfying	21,1%
- partly satisfying	51,5%
- not satisfying	27,4%

49. How would you describe the behaviour of the major population towards Roma in everyday communication?	
- satisfying	23,5%
- partly satisfying	46,2%
- not satisfying	30,3%

50. In your opinion, what could Roma women do in order to improve their position in the society?	
-Roma women should educate themselves	80%
Roma women should stand for their rights	10,2%
-Roma women should organize better	3,3%
-Roma women should find jobs	3,3%
-Roma women should establish as open relations as possible with the major population	3,3%

51. In your opinion, what could major population do in order to improve the position of Roma women in our society?	
-Major population should enable education and jobs for Roma	73,7%
- Major population should be more tolerant towards Roma	16,3%
- Major population should find the way to reduce the poverty of Roma	6,4%
- Major population should respect Roma	3,4%